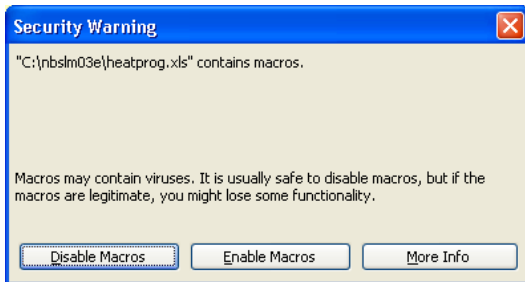


## Setting the MACRO security level

### OFFICE 2003

If you are running OFFICE 2003 the MACRO security level may be set at one of four levels. If the level is set as very high or high then it is unlikely that the software will run as EXCEL will not allow programs with MACROS.

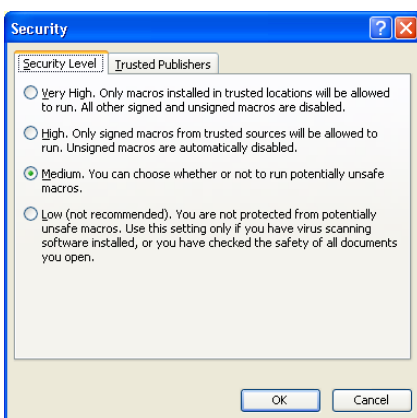
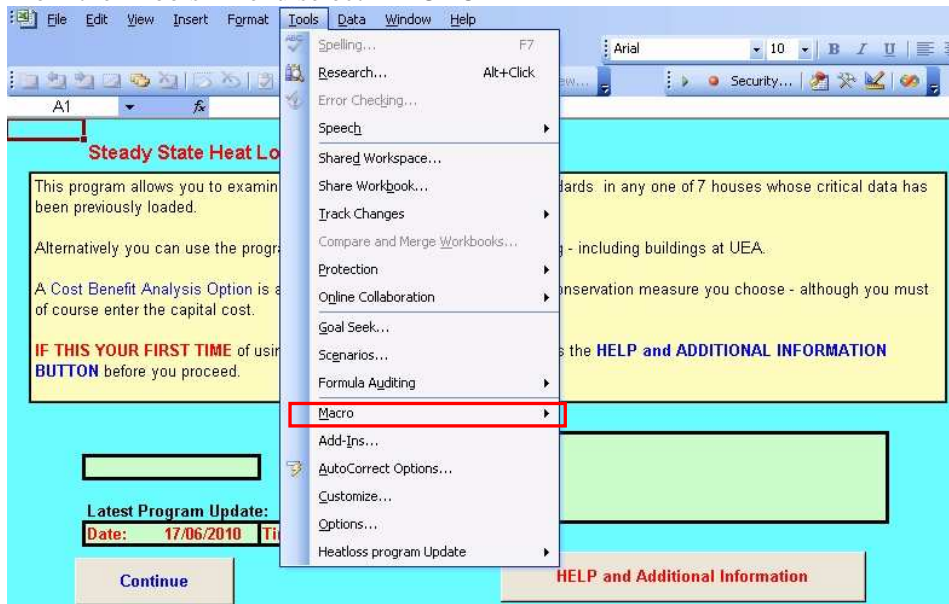
If the MACRO SECURITY level is set as medium – you will be prompted each time an EXCEL file with macros is opened and you can either enable or disable the macros using the dialog below. This is the recommended way to run the software – you will be prompted each time you start to run the software.



If the MACRO security level is set as LOW then the software will run, but your computer is already at potential risk from MACROS which may contain viruses and this level of security is not recommended.

If you do not get the above prompt when you load the HEATPROG.XLS file then you need to reset the security level as follows.

From the “Tools” Menu select MACRO

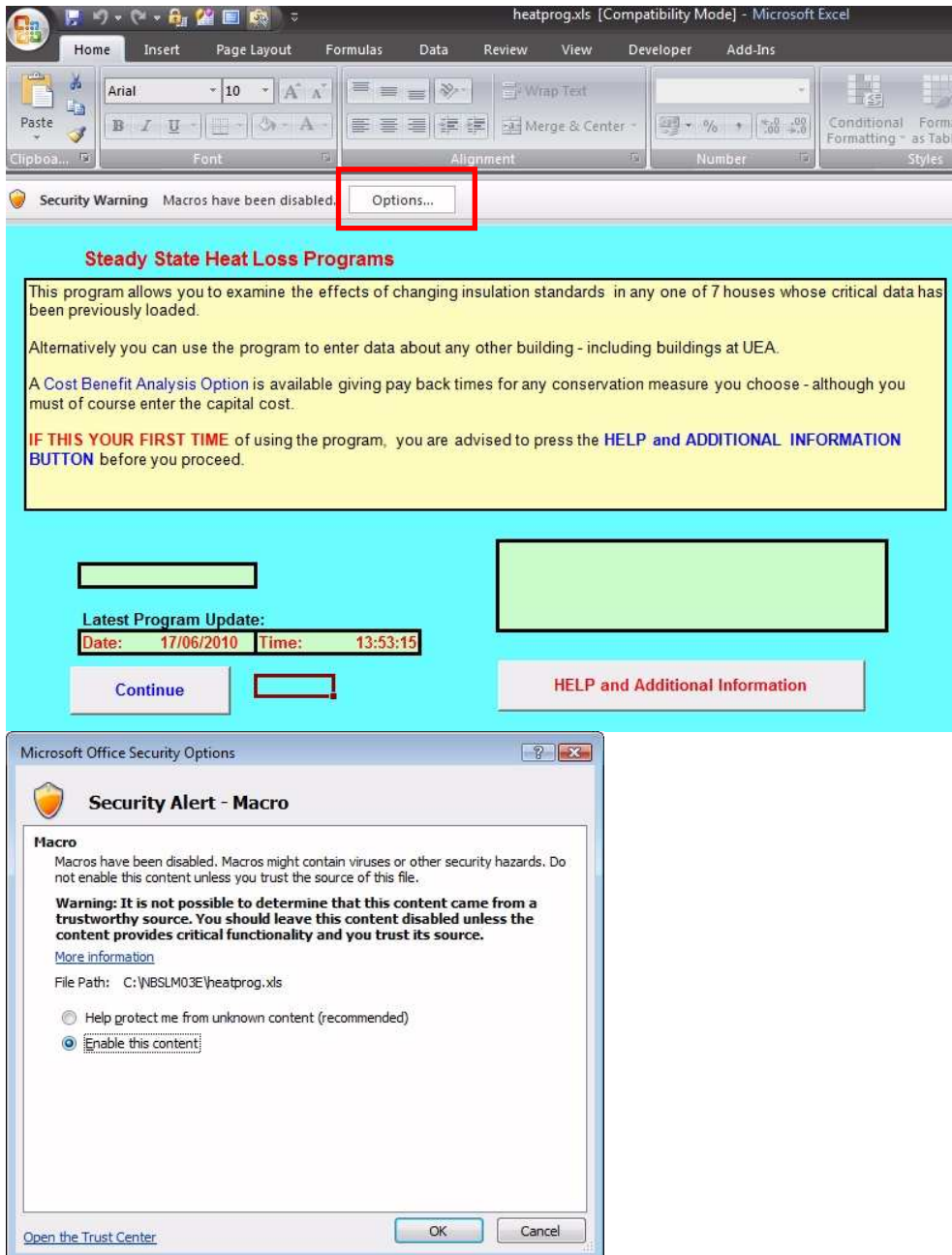


This will display the dialog shown to the left. Check the Medium Security button. Then exit EXCEL saving any changes

Finally reopen the file when you should be given the option to enable macros as above.

## OFFICE 2007

The procedure in Office 2007 is different. If you try and run a MACRO without first enabling it you will normally be presented from doing so for this loading of the file. In Office 2007 – EXCEL files with MACROS will normally open with a small button “OPTIONS”. Click on this to enable the macros as shown below. If you do not do this when you first open you will not be given another chance to do so unless you come out of the file and reload again



Thereafter the software should run OK.